



上汽集团
SAIC MOTOR
爱上汽车 畅行天下





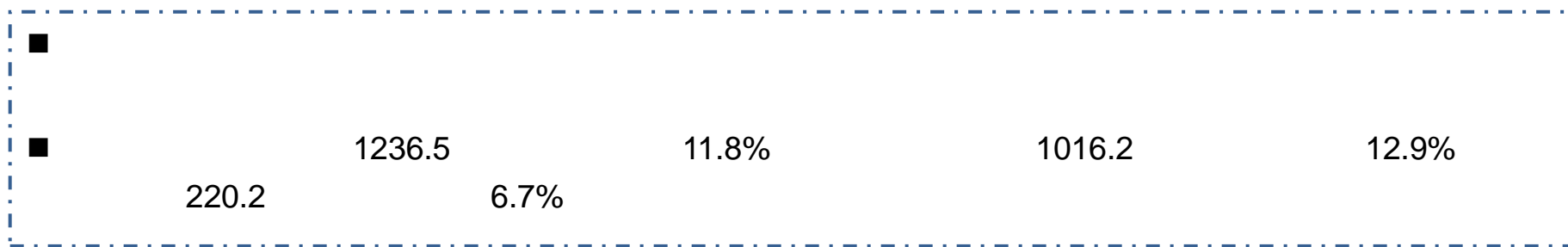
第一部分

2019年上半年国内汽车市场的六项特征



2015-2019

2019 1-6



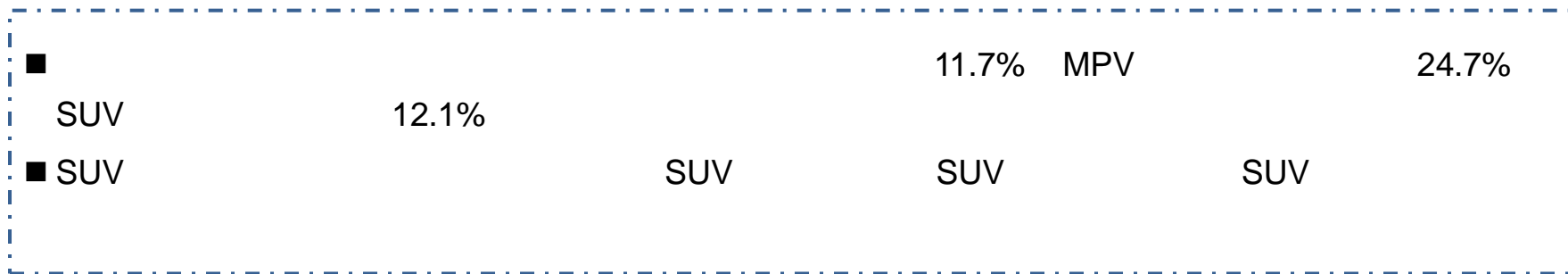


1

2019 1-6


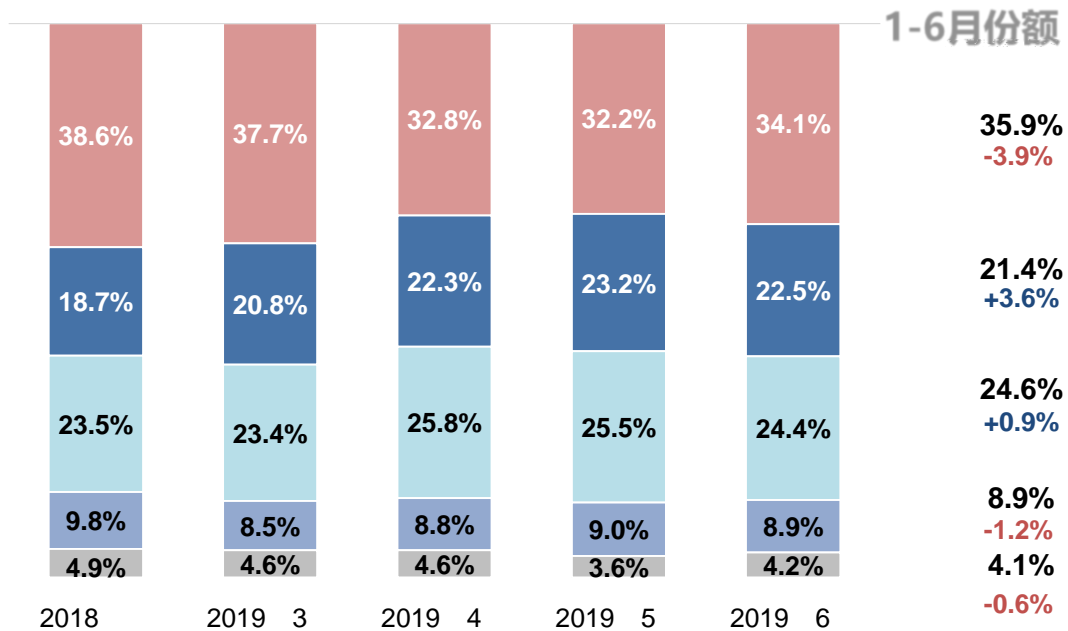
	()	
	49.5% (+0.7)	-11.7%
MPV	6.8% (-1.1)	-24.7%
SUV	43.6% (+0.4)	-12.1%

SUV	
>15	
<15	
>10	
<10	





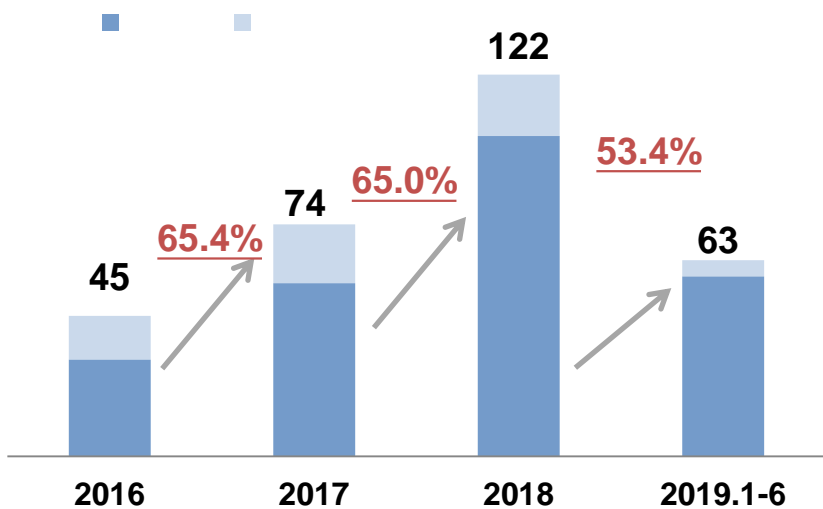
2



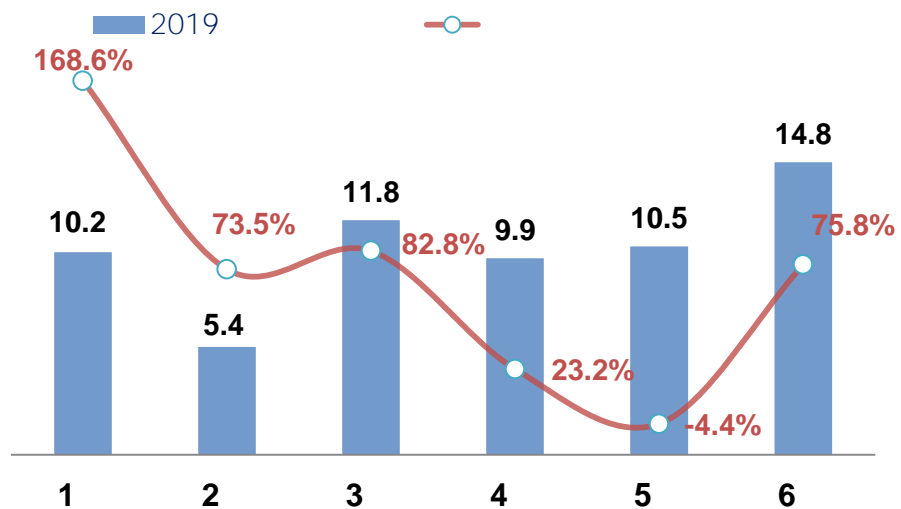


3

2016-2019



2019 1-6

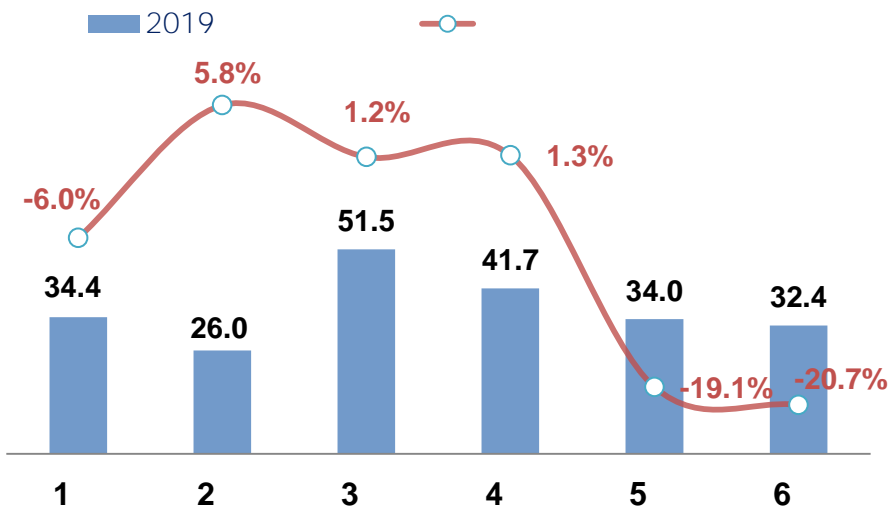


-
-
-



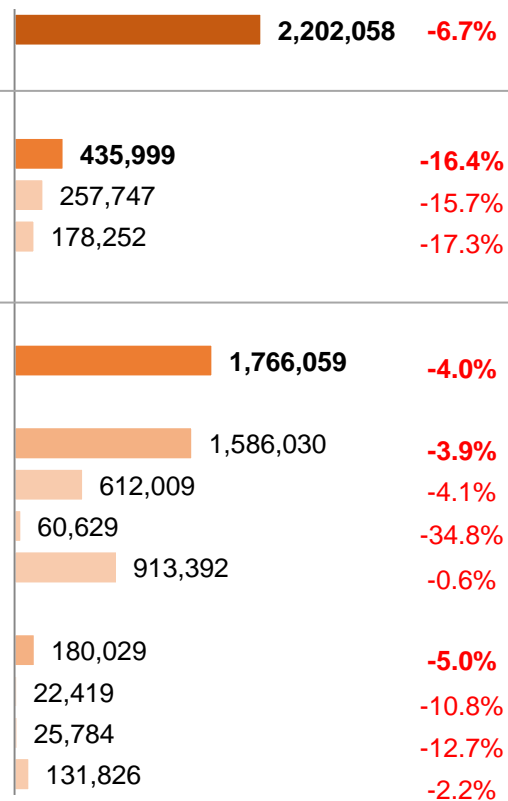
4

2019 1-6



-
-
-

2019 1-6





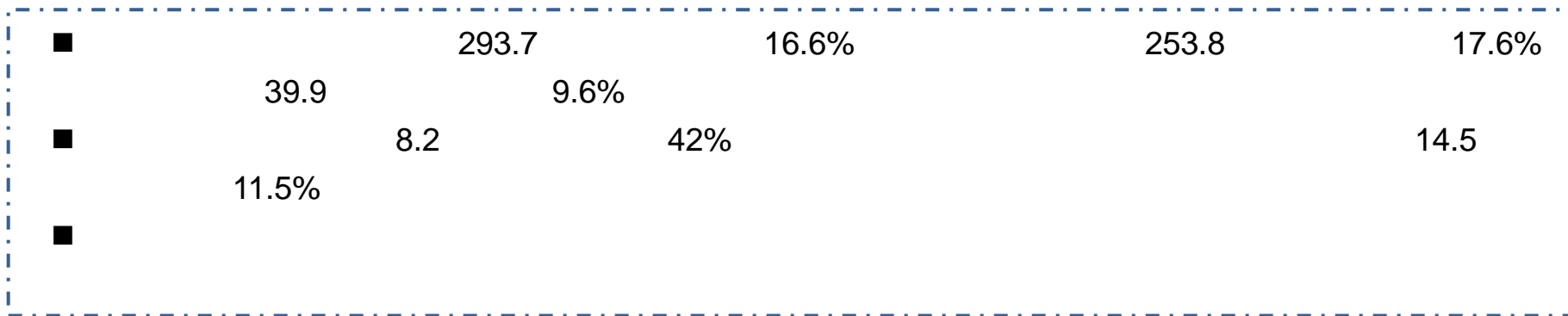
第二部分

2019年上半年公司经营业绩和创新发展的



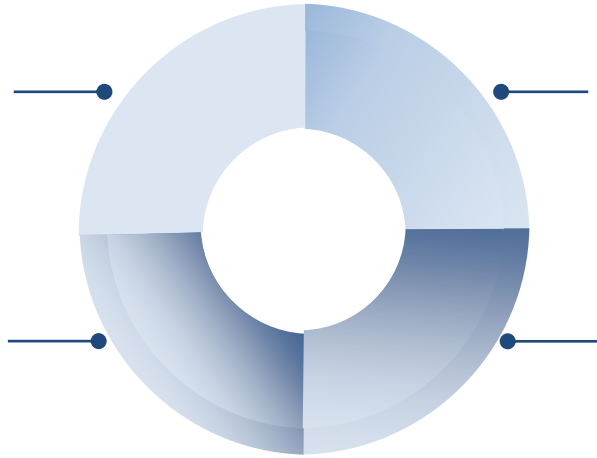
2019

	2019 1-6	2018 1-6	
	293.7	352.0	-16.6%
	31.2	35.9	-13.2%
	91.9	102.0	-9.9%
	83.4	95.8	-12.9%
	74.5	105.2	-29.2%
	6.3	6.7	-5.8%
	3.1	3.5	-10.8%
	439	457	-3.9%
	1.2	1.7	-25.7%
	1.3	1.2	6.1%
	0.8	0.3	191.8%






1





2





■ 300

■ 10

E

400

IGBT



SIAPM
上汽英飞凌



IGBT

E



-
-
-
-
-
-

i-ECU

5G

TBOX





-
-
-

3

350

4000





Hector 6



+

iSMART

MG



MG Hector





	2019 1-6	2018 1-6	%
	293.73	352.27	-16.62
	3762.93	4648.52	-19.05
	210.96	304.98	-30.83
	183.24	267.53	-31.50
	137.64	189.82	-27.49
	124.95	172.62	-27.61
	1.178	1.625	-27.51
	1.069	1.477	-27.62
	1.29	-330.48	100.39
	0.011	-2.829	100.39
	5.72	8.13	2.41



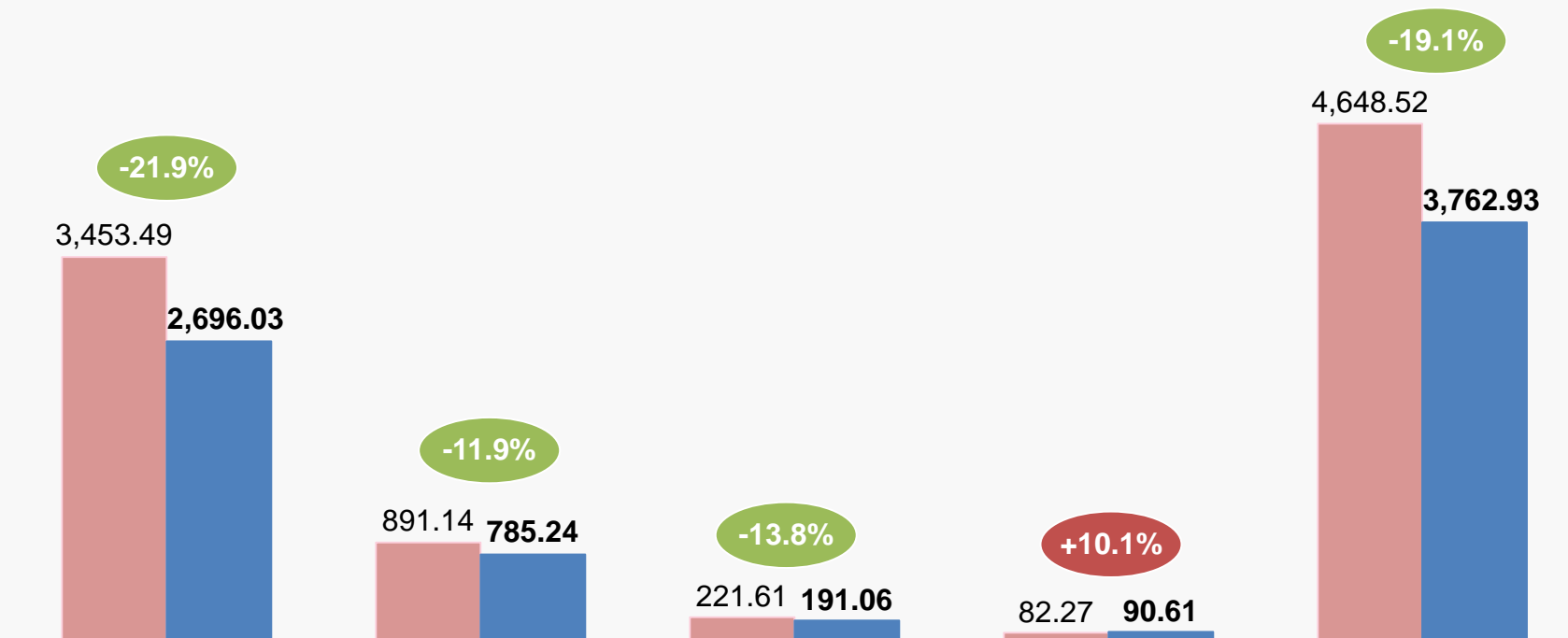
			%
	7,802.28	7,827.70	-0.32
	2,858.44	2,847.20	0.39
	2,372.09	2,343.69	1.21
	20.303	20.060	1.21
%	63.36%	63.63%	0.27

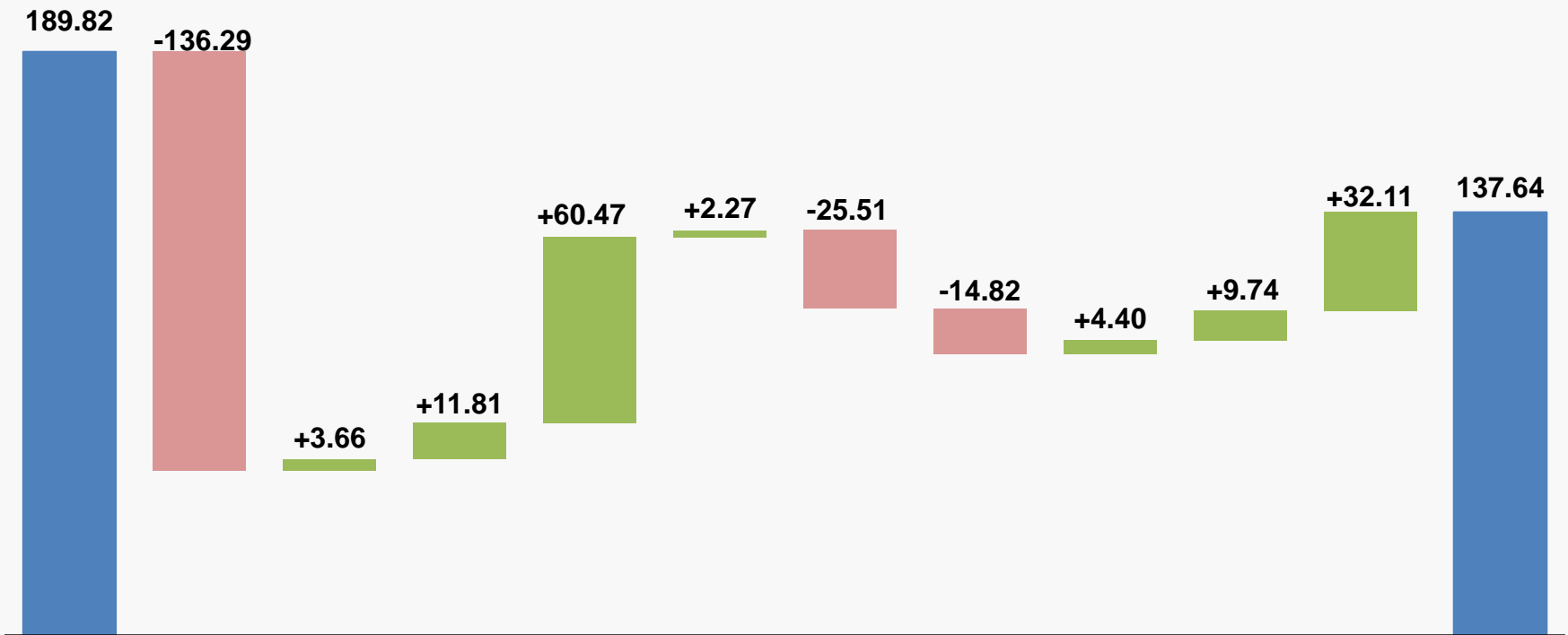






2018 1-6
2019 1-6



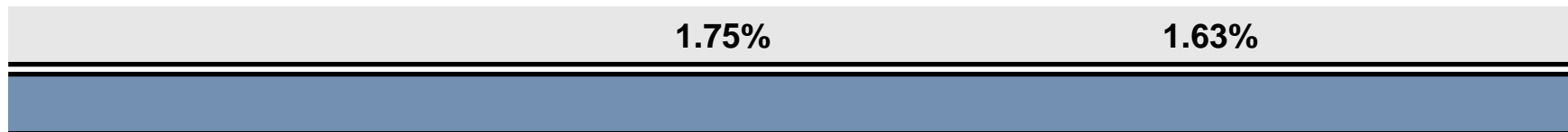




- 1.
- 2.



0.00	9.00	0.00	9.00	0.00
5.39	55.21	0.00	50.98	9.61
5.39	64.21	0.00	59.98	9.61
	1.75%		1.63%	



0.00	6.74	0.00	6.74	0.00
4.92	14.34	0.00	10.62	8.63
4.92	21.08	0.00	17.36	8.63
	7.29%		6.00%	





第三部分

2019年下半年市场展望与公司重点工作



2145~2230


415~440

~

10%~6%

7%~1%

~





上汽集团
SAIC MOTOR
爱上汽车 畅行天下